



PlumbMaster, Inc.

THE PROFESSIONAL'S CHOICE SINCE 1928



TOTO®

TOTO EcoPower® High Efficiency Urinal Flushometer Valve

- Electronic Sensor Activated Urinal Flushometer Valve Complete with 3/4" Angle Stop and 3/4" or 1-1/4" Vacuum Breaker Set
- Low Consumption, 1.0 GPF or Less
- 24 Hour Automatic Flush for Trap Seal Protection
- Nickel Chrome Plated Finish
- Manual Override
- Neutral Rough-In
- Piston Valve Action
- Hydropower Self-Generating System, 10 Years Based on 2,000 EcoPower Cycles per Month
- ADA Compliant



Cat. No.	OEM Ref. No.	Description
72000	TEU1GNC-12	Eco-Power 1.0 GPF, 3/4" VB
72001	TEU1GNC-22	Eco-Power 1.0 GPF, 1-1/4" VB
72002	TEU1GNC	Eco-Power 1.0 GPF Valve Only, Neutral Rough

TOTO EcoPower® High Efficiency Urinal Flushometer Valve

- Electronic Sensor Activated Urinal Flushometer Valve Complete with Angle Stop and 3/4" or 1-1/4" Vacuum Breaker Set
- Low Consumption, 0.5 GPF or Less
- 12 Hour Automatic Flush for Trap Seal Protection
- Nickel Chrome Plated Finish
- Manual Override
- Neutral Rough-In
- Piston Valve Action
- Hydropower Self-Generating System, 10 Years Based on 2,000 EcoPower Cycles per Month
- ADA Compliant



Cat. No.	OEM Ref. No.	Description
72003	TEU1LN-12	Eco-Power 0.5 GPF, 3/4" VB
72004	TEU1LN-22	Eco-Power 0.5 GPF, 1-1/4" VB
72005	TEU1LN	Eco-Power 0.5 GPF Valve Only, Neutral Rough

TOTO Vacuum Breaker & Angle Stop Set

- For Eco-Power Units
- Chrome Plated
- Includes Angle Stop, Vacuum Breaker, Spud Nut, Escutcheon and Sweat Solder Kit



Cat. No.	OEM Ref. No.	Description
72006	VB9CP-12	3/4" Vacuum Breaker & Angle Stop
72007	VB9CP-22	1-1/4" Vacuum Breaker & Angle Stop

TOTO Adapter for Ground Joint Angle Stops

- OEM Ref. No. Z-4000-J



Cat. No.
72008

TOTO EcoPower® Toilet Flushometer Valve

- 1.6 GPF or Less
- Automatic Sensor Activated
- Nickel Chrome Plated Finish
- Neutral Rough-In
- Includes 1" Angle Stop and 1-1/2" Vacuum Breaker Set
- Manual Override Button
- 24 Hour Automatic Flush for Trap Seal Protection
- Hydropower Self-Generating System, 10 Years Based on 2,000 EcoPower Cycles per Month
- ADA Compliant



Cat. No.	OEM Ref. No.	Description
72009	TET1GNC-32	Eco-Power 1.6 GPF
72012	TET1GNC	Eco-Power 1.6 GPF Flush Valve Only, Neutral Rough

TOTO EcoPower® Toilet Flushometer Valve

- 1.28 GPF or Less
- Automatic Sensor Activated
- Nickel Chrome Plated Finish
- Neutral Rough-In
- Includes 1" Angle Stop and 1-1/2" Vacuum Breaker Set
- Manual Override Button
- 24 Hour Automatic Flush for Trap Seal Protection
- Hydropower Self-Generating System, 10 Years Based on 2,000 EcoPower Cycles per Month
- ADA Compliant



Cat. No.	OEM Ref. No.	Description
72010	TET1LN-32	Eco-Power 1.28 GPF
72011	TET1LN	Eco-Power 1.28 GPF Flush Valve Only, Neutral Rough

TOTO

TOTO EcoPower® Electronic Faucet

- Self Adjusting Faucet with Control Box and Mounting Hardware, less Supply Lines
- 10 Second Continuous Discharge
- 1/2" Water Supply Male Threaded
- Single Hole Mount
- Chrome Plated
- Eco-Power Hydropower Self-Generating System
- ADA Compliant



Cat. No.	OEM Ref. No.	Description
72013	TEL3GSC-10	1.0 GPM Faucet, Single Supply
72014	TEL5GSC-10	1.0 GPM Faucet, Thermal Mixing
72015	TEL3LSC-10	0.5 GPM Faucet, Single Supply
72016	TEL5LSC-10	0.5 GPM Faucet, Thermal Mixing

TOTO Commercial High Efficiency Toilet

- 1.28 GPF
- White
- Less Seat
- Wall Mounted
- 1-1/2" Top Spud Inlet
- Elongated Front Bowl
- Siphon Jet Flushing Action
- 4-Bolt Mount
- 100% Glazed Trapway
- ADA Compliant
- OEM Ref. No. CT708E



Cat. No.
72017

TOTO Commercial High Efficiency Toilet

- 1.28 GPF
- White
- Less Seat
- Floor Mounted
- 10" – 12" Rough-In
- 1-1/2" Top Spud Inlet
- 15" Rim Height
- Elongated Front Bowl
- Siphon Jet Flushing Action
- OEM Ref. No. CT705E



Cat. No.
72018

TOTO Commercial High Efficiency Toilet

- 1.28 GPF
- White
- Less Seat
- Floor Mounted
- 10" – 12" Rough-In
- 1-1/2" Top Spud Inlet
- 17-1/2" Rim Height
- 12" x 10" Water Surface
- Elongated Front Bowl
- Siphon Jet Flushing Action
- ADA Compliant
- OEM Ref. No. CT705EL



Cat. No.
72019

TOTO Commercial Washout High Efficiency Urinal

- 0.5 GPF
- Wall Mounted
- Washout Urinal with Integral Trap
- 3/4" Top Spud Inlet
- 2" I.P.S. Outlet
- ADA Compliant
- OEM Ref. No. UT447E



Cat. No.
72020

TOTO Eco Drake® Toilet

- 1.28 GPF
- White
- Less Seat
- High Profile
- 12" Rough-In, less Supply
- Siphon Jet Flushing Action
- E-Max Flushing System
- Chrome Trip Lever



Cat. No.	OEM Ref.	Description
72022	CST743E	1.28 GPF Toilet, Round, 14-5/8" H
72021	CST744E	1.28 GPF Toilet, Elongated, 14-5/8" H
72024	CST744EL	1.28 GPF Toilet, Elongated ADA, 16-1/2" H

TOTO

TOTO SoftClose® Toilet Seats

- White
- SoftClose Action Reduces Injury and Eliminates "Toilet Seat Slam"
- Comfortable Ergonomic Design
- Molded Bumpers
- Solid High-Impact, High Gloss Polypropylene
- Resistant to Chemicals and Cleaning Agents
- Top Tightening Mounting Bolts Offer Above Bowl Installation
- Case Qty. - 6



Cat. No.	OEM Ref. No.	Description
41888	SS114	Elongated Plastic Seat
41889	SS113	Round Plastic Seat

TOTO Commercial Toilet Seat

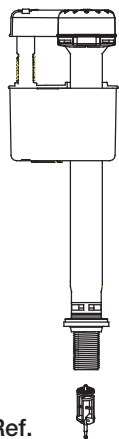
- White
- Injection Molded with an Extremely Rugged, Extra Heavy, High Impact Solid Plastic
- Highly Stain and Chemical Resistant for Durability and Easy Cleaning
- Strong, One Piece Stainless Steel Hinge Posts
- Integrally Molded, Permanent, Color Matched Bumpers that Never Need Replacing
- Concealed Check Prevents Seat from Contacting Tank or Flush Valve.
- Case Qty. - 6



Cat. No.	OEM Ref. No.	Description
41890	SC534	Elongated Open Front Seat, Less Cover

TOTO Power Gravity® Fill Valve

Used on TOTO Models:
 866 Bristol, 884 Carolina,
 914 Dorian, 924F Plymouth,
 894 Prominence, 863 Supreme,
 864 Supreme, 864L Supreme ADA,
 853 Ultimate, 854 Ultimate

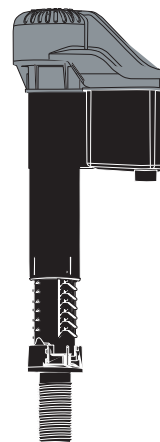


Cat. No.	Description	OEM. Ref.
40100	1.28 GPF Power Gravity Fill Valve	TSU26A
40101	1.6 GPF Power Gravity Fill Valve	TSU17A*

*Replaces Old TSU17A.5

Replacement Fill Valve for TOTO G-Max®


- Replaces Toto® G-Max® and Power Gravity® Fill Valves with Blue Covers
- 528 High Refill (35%) QuietFill Product Technology
- Blue Cover
- Proven Quiet
- Easy to Install
- 5 Year Guarantee
- OEM Ref. No. 528HR
- Case Qty. - 5



Cat. No.
41985

Replacement TOTO Power Gravity® Flapper


- Premium Blue Chlorazone® Rubber Compound Designed to Withstand Chlorine
- Durable Rubber for Withstanding Chloramines and Harsh Toilet Tank Cleaners
- OEM Ref. No. 2022BP
- 5 Year Guarantee
- Retail Packaged
- Case Qty. - 8



Cat. No.	Description
40297	Blue Power Gravity® Flapper

Replacement TOTO G-Max® Flapper

- Premium Red Chlorazone® Rubber Compound Designed to Withstand Chlorine
- Durable Rubber for Withstanding Chloramines and Harsh Toilet Tank Cleaners
- OEM Ref. No. 2021BP
- 5 Year Guarantee
- Retail Packaged
- Case Qty. - 8



Cat. No.	Description
40290	Red G-Max® Flapper