



PlumbMaster, Inc.




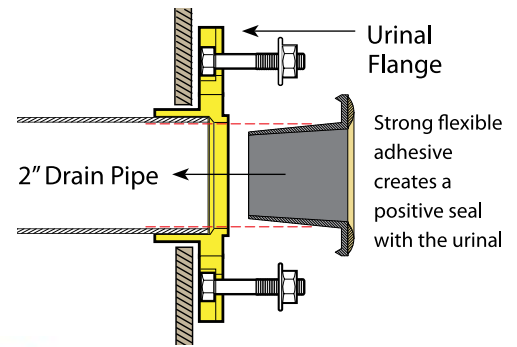
NEW PRODUCT

Fernco Wax Free Urinal Seal

LEAK-FREE, HASSLE-FREE, WORRY-FREE

- Fast, Easy Installation that Provides a Long Term Solution
- Even Reusable on the Same Urinal During Service Calls
- Strong, Flexible Adhesive Creates a Positive Seal with the Urinal
- Engineered to Seal to the Inside Diameter of the Drain Pipe Forming a Water Tight, Gas Tight and Odor Tight Seal
- Made of Flexible PVC and Will Move with the Urinal
- Will Not Absorb Moisture or Break Down Over Time and is Impervious to Mold and Mildew
- Ideal for New Installations and Replacements
- For 2" Drain Pipe
- OEM Ref. No. FUS-2
- Case Qty. - 24
- Made In USA

Cat. No. 41984



INSTALLATION INSTRUCTIONS ON REVERSE ►

Phone: 1-800-523-5130 • Fax: 1-800-338-1867 • www.plumbmaster.com



PlumbMaster, Inc.



Fernco Wax Free Urinal Seal

Leak-Free, Hassel-Free, Worry-Free

Discover the Fernco Wax Free Urinal Seal advantages

Replace the seal **every time...**



...or do it **right the first time!**

1) WALL PREPARATION

NEW: Install the hanger brackets and the drain connection according to the urinal manufacturer's instructions.

REPLACEMENT: Urinal flange wall adapter must be clean and free from wax or old sealing material.



2) PREPARE URINAL

Urinal must be clean, dry, and free from wax or old sealing material.



3) INSTALL URINAL SEAL

Insert the Fernco urinal seal into the wall adapter far enough that it will not fall out during urinal installation. Remove white release paper from adhesive.



4) HANG URINAL

Hang the top of the urinal on the hanger brackets, then pivot the urinal down until the seal makes contact with the urinal. Reach behind the urinal and press the adhesive firmly onto the back of the urinal.



5) SECURE URINAL

Tighten the bolts to secure the urinal against movement.

Do not over-tighten or the urinal may break.

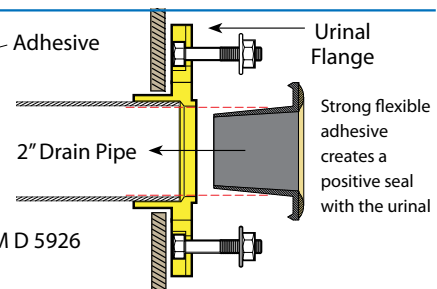
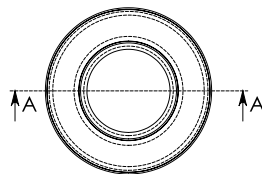
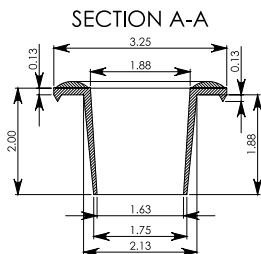


6) CHECK FOR LEAKS

Connect water supply and verify the drain connection is leak free.



DIMENSIONS



- Gasket Material: Plasticized PVC 75 Conforming to ASTM D 5926
- Adhesive: Permanent Pressure Sensitive Adhesive

Phone: 1-800-523-5130 • Fax: 1-800-338-1867 • www.plumbmaster.com